TITLE

Plan of existing Administrative block & Class rooms of B.Ed. Training college (C.T.E). at Nuabazar Rourkela sector 21

SCHEDULE OF DOOR WINDOW

D - 4'0 x 8'6
D - 3'6 x 8'6
W - 4'0 x 6'6
GW - 8'0 x 4'6

PLINTH AREA - 7317.00 sft

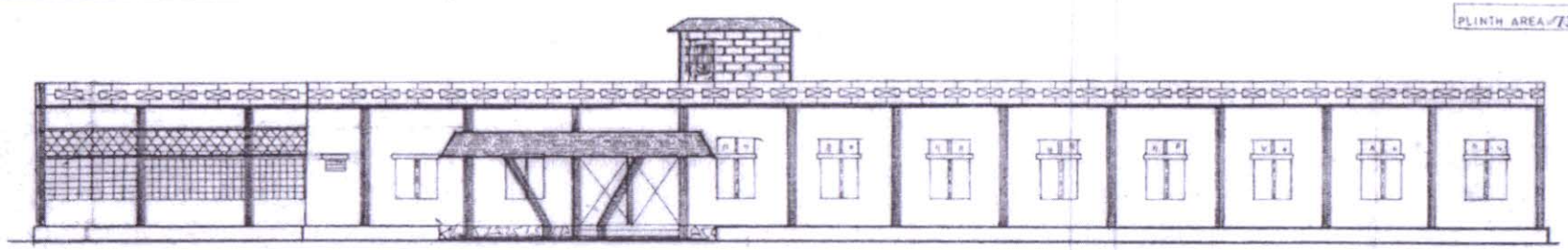

Front Elevation

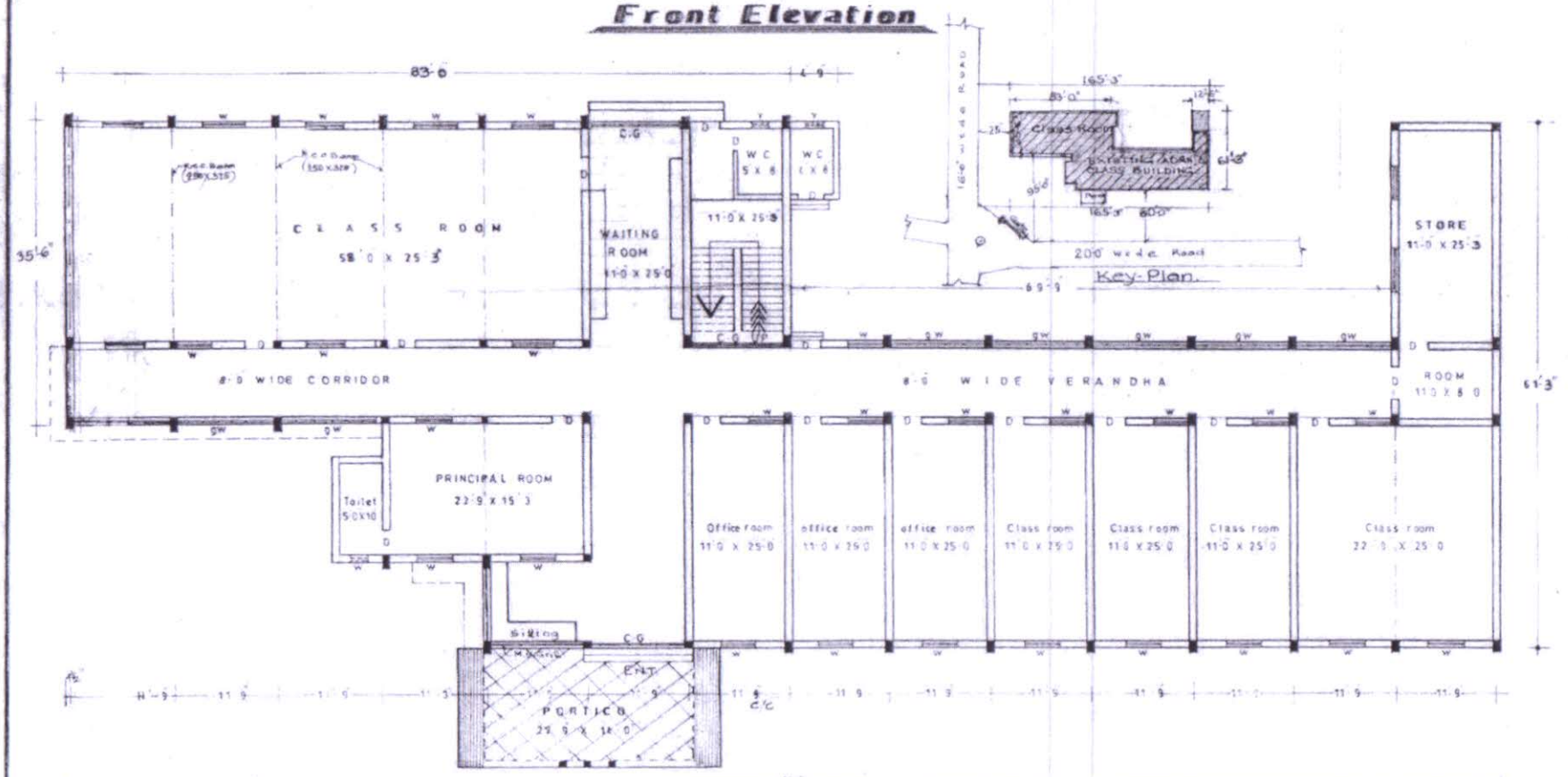

Ground floor plan

SCALE 1:8'0

- GR FLOOR PLINTH AREA - 7317.00 sft (Appx)
- PORTICO - 357.68 sft

DRAWN BY

Junior Engineer
R.C. Sub-Division (R&B) Rourkela

Assistant Engineer
R.C. Sub-Division
(R&B) Rourkela

Name of Work:-
Constn. of 2 Nos Additional Class Rooms & One No. Multipurpose Hall to the "College of Teachers Education, Rourkela" At Nuabazar, For the year-2013-14.

Scale: 1" IN = 8'0" FT.

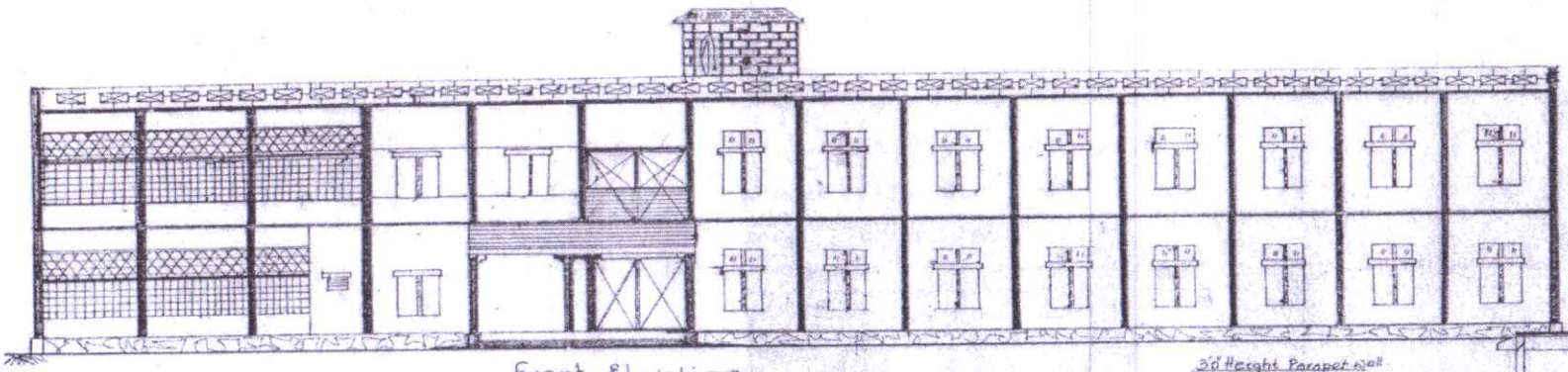

Front Elevation.

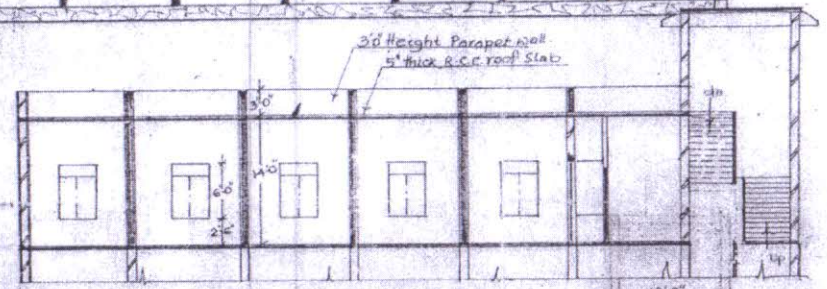

Section At B-B (First Floor)

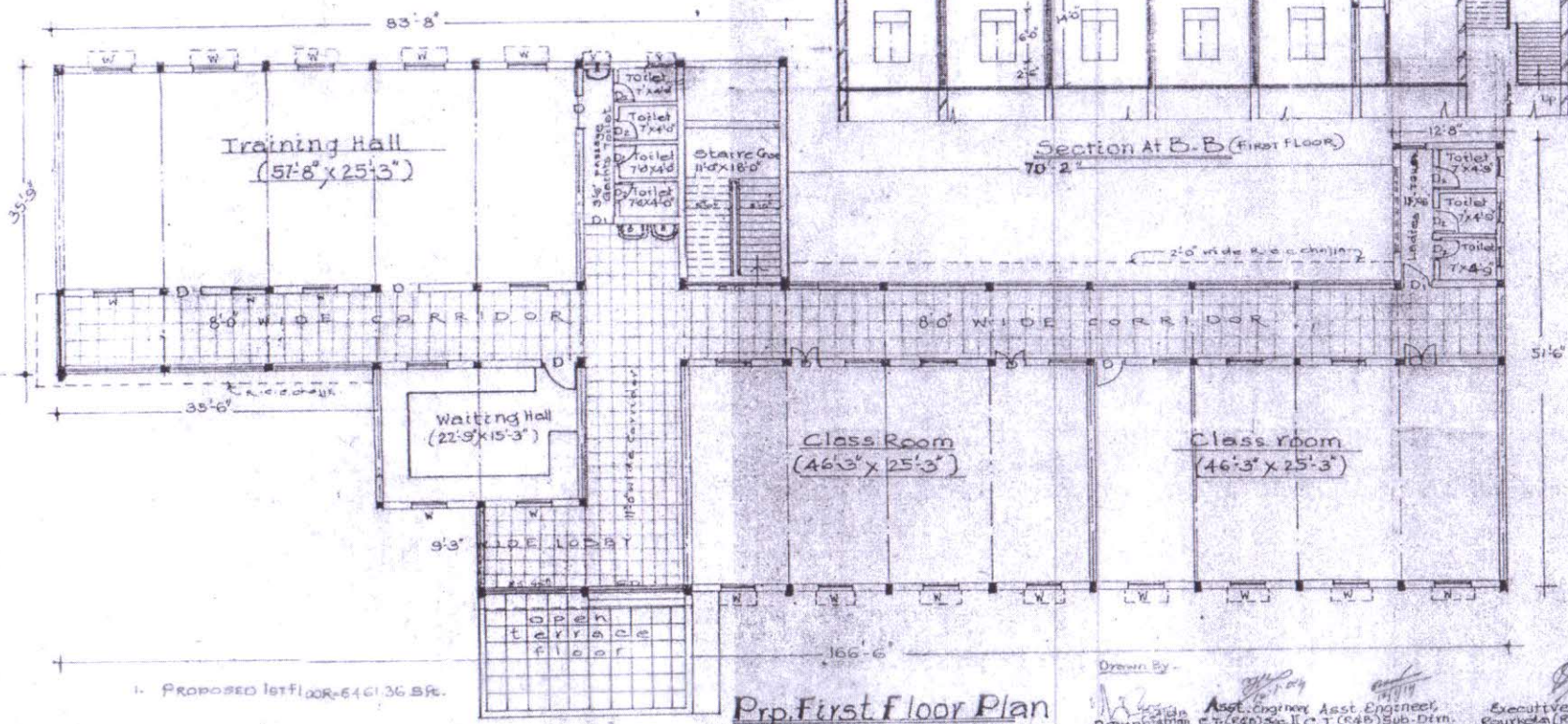

Schedule of D/Ws.

Type	Size
D	4'0"x8'0"
D1	3'6"x7'0"
D2	2'6"x7'0"
W	4'0"x6'0"
GW	11'0"x6'0"
V	2'0"x1'6"
V	3'0"x2'0"

1. PROPOSED 1st FLOOR = 6461.36 SFt.

Prp. First Floor Plan

Drawn By
Drawn by
Asst. Engineer
Asst. Engineer
Executive Engineer
Rourkela (R&B) Division.



Front Elevation

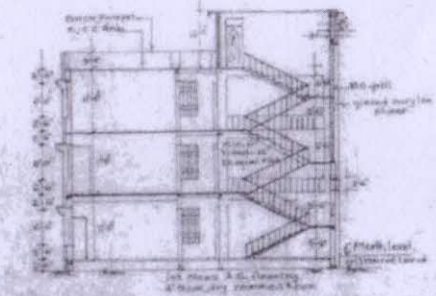

Section on X-X

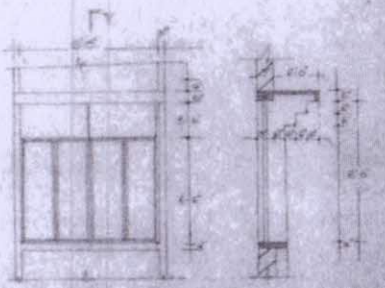

LY

Elevation

Section of YY

Details of Window ⊗

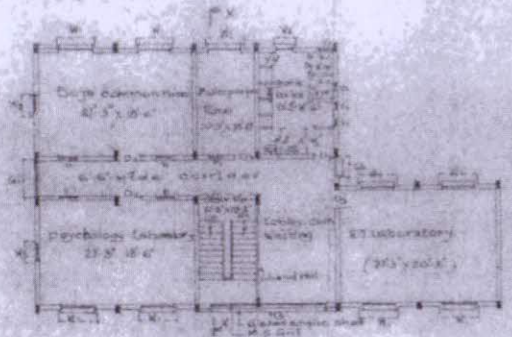

Second floor Plan

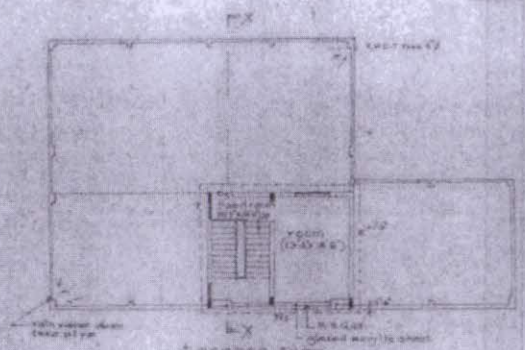

Terrace Plan

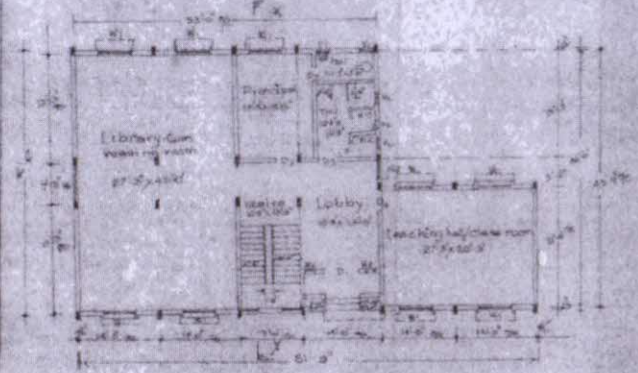

Ground floor Plan

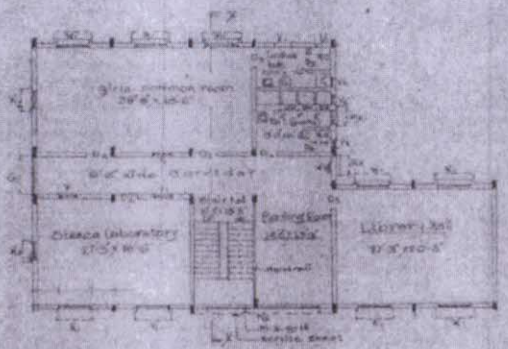

First Floor Plan

Schedule of Doors & Windows Ventilators

Doors		
D	2'-6" x 6'-6"	Teak panelled door with teak frame
D1	2'-6" x 6'-6"	Teak panelled door with teak frame
D2	2'-6" x 6'-6"	Teak panelled door with teak frame
D3	2'-6" x 6'-6"	Teak panelled door with teak frame
D4	2'-6" x 6'-6"	Teak panelled door with teak frame
D5	2'-6" x 6'-6"	Teak panelled door with teak frame
Windows		
W	3'-0" x 4'-0"	Teak Glazed fixed sash with teak frame
W1	3'-0" x 4'-0"	Teak Glazed fixed sash with teak frame
W2	3'-0" x 4'-0"	Teak Glazed fixed sash with teak frame
W3	3'-0" x 4'-0"	Teak Glazed fixed sash with teak frame
W4	3'-0" x 4'-0"	Teak Glazed fixed sash with teak frame
Ventilators		
V	2'-0" x 1'-0"	Teak Glazed ventilator with teak frame
V1	2'-0" x 1'-0"	Teak Glazed ventilator with teak frame
V2	2'-0" x 1'-0"	Teak Glazed ventilator with teak frame

NOTES:-

1. The elevation shall not be scaled and only figured dimensions have to be taken.
2. Details & Drawings of the building shall be read in conjunction with the specifications & any variation or omission from this drawing should be brought to the notice of the Architect before starting the work.
3. Details of Sanitation of the building shall be shown in separate plan.

Specification:-

1. Flooring:- Flooring of Verandah shall be of cement concrete of 1:2:4 mix.
2. Doors & Windows:- All doors & windows shall be of teak wood frame & shutters.
3. Electrical Installation:- All wiring shall be concealed type.
4. Painting:- All wood work shall be painted with 3 coats of ready mixed paint of approved colour.

AREA STATEMENT:-

A. Plinth Area of Ground Floor	3088.75 Sq. feet
B. Plinth Area of First Floor	3088.75 Sq. feet
C. Plinth Area of Second Floor	2118.75 Sq. feet

Office of the Chief Architect, Odisha, Bhubaneswar

Project Title: PROPOSED ADDITIONAL BUILDING FOR UPGRADED C.T.E. AT ROURKELA

Owner: Govt. of Odisha Location: Rourkela

Drg. Title: GROUND FLOOR PLAN, FIRST FLOOR PLAN, SECOND FLOOR PLAN, FRONT ELEVATION, SECTION, TERRACE FLOOR PLAN & DETAILS OF WINDOWS (L.Y.)

Job No. Drawing No. FOR 2287/05

Date: Scale: 1/8" = 1'-0"

Drawn By: Checked By: Traced By:

Asst. Engineer

Countersigned by: Principal C.T.E. Rourkela

Chief Architect